

SpeedStile FP/FPW

Full-Panel Speed Gate for Internal Installation

SpeedStile FP-FPW is a premium and exclusive award winning design from our security product range. Colour option or all finishing stainless steel cabinets are available.

Passage in both directions electronically controlled. SpeedStile includes long cabinet version Normally Open (N/O) mode or short cabinet version Normally Closed (N/C) mode. In N/O the SpeedStile provides an open walkway in rest position and will only close at unauthorised entry or tailgating attempts. This gives an increased Main Cycles Before Failure (MCBF). In N/C, the SpeedStile FP/FPW provides a closed walkway

and only opens on acceptance of an authorised signal. On receiving a signal from the access control system, or push button, the wings open. If an unauthorised person tries to tailgate or attempts to enter from the opposite direction, the system detects the unauthorised passage and activates the in-built alarm system. Presence sensing is achieved by 6 infrared sensors for the short cabinet (N/C) and 14 for the long cabinet (either N/C or N/O).

Wide walkway to comply with disability discrimination requirements are available as well as Fail-Safe opening in case of power failure.



SpeedStile FP/FPW

Technical Specifications

Drive

Motorised. Safety force sensing and photocells. Logic Voltage 24Vac

Materials

Top (MF / SS):	Painted polyurethane / stainless steel
Front (MF / SS):	Painted polyurethane / stainless steel
Standard finish (MF / SS):	Metallic grey / full stainless steel 304 grade
Wing housing:	Painted steel / stainless steel finished to match top and front
Inlay:	304 grade grained stainless steel
Panels:	12mm toughened glass with rubber safety edge
Side Doors (MF / SS):	Acrylic and stainless steel / 8.5mm 3 ply laminate safety glass
Plinth:	304 grade grained Stainless steel

Power Failure / Fire Alarm

In the event of a power failure the wings will remain in the current position. Input facility is available for voltage free contact supplied by others to effect Fire Alarm fail state. Fail-Safe mechanism option for automatic opening in case of power failure is also available

Status Lights

50mm diameter LED display status lights flush mounted within the lid top surface with "Green Arrow", "Red Cross" and "Green Card" illuminated symbols

Additional Interface

Potential free contact provided by either cardreader or pushbutton input. Cardreader inhibit and reset outputs signals are available as standard. Adjustable time out facility if required, i.e. Go signal will be cancelled if the passage is not completed within a pre-set time. The Standard default is 8 seconds adjustable via parameter change. New electronics with built-in RS485 and COM1 switching interface functionality

Power Supply / Power Rating (for 1800 panel, wide)

230Vac 50Hz or 115Vac 60Hz (on demand) / Power Rating 345VA (stand by 2VA), 700VA (stand by 46VA) with Fail-Safe option

Operating Temperature / IP Rating / MCBF / MTTR

+5 to +40°C (RH 95% not condensing) / IP20 / 2M cycles (3M if Normally Open) / less than 30min

Flow Rates (approximate figures)

- Insertion Type Reader, 20 passages per minute
- Swipe Type Reader, 30 passages per minute
- Proximity Reader "Hands Free", 40 passages per minute

Models or Versions

- MF (Metallic Finish)
- SS (Stainless Steel Finish)

Available on both versions:

- Normally Closed (short cabinet)
- Normally Open (long cabinet)
- 1200 or 1800mm panel height
- Wide passage (900mm) and Combi Narrow (550mm) / Wide (900mm) passage

Options

- Alternative finishing and materials
- LED way mode indicator
- Card reader integration
- Battery back-up
- Digital LCD counter
- Push button control
- Remote console
- Fail-Safe opening

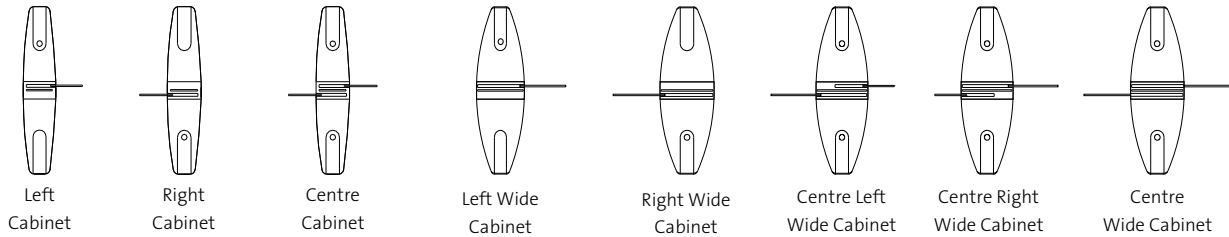
Applications

- Government
- Retail
- Finance
- Telecommunications
- Information Technology
- Banking
- Publishing
- Leisure
- Petrochemical
- Education

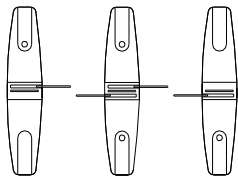
SpeedStile FP/FPW

Models and Configurations / Status Light User Instructions

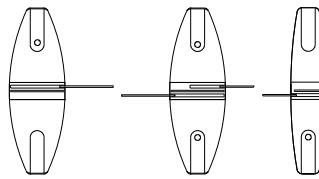
Models available



General lane configuration



Two lane configuration comprising of 1N° L, 1N° C and 1N° R cabinets



Two lane configuration comprising of N°1 LW, 1N° CW and 1N° RW

Normal Use



Green Card – Rest Mode

- Present personal security card to the reader mounted upon the unit for authorisation
- Wait for the green arrow to illuminate and the barrier to open



Green Arrow – Authorised Use or Designated Free Passage

- Proceed through the unit

Note - For FREE PASSAGE configuration, authorisation is not required and is normally used for EXIT



Red Cross – Unit In Use or No Passage

- Wait until the passageway has been vacated and for either the green card or green arrow to illuminate

Alarm Conditions



Flashing Red Cross and Audible Alarm – Fraudulent Condition

This alarm mode will be activated via the following scenarios:

- Passageway is already in use and a second person has attempted to follow through without authorisation (tailgating) OR passageway is currently in use and you do not have right of passage
- Do not panic
- Vacate the passageway
- Wait for the flashing red cross to stop flashing and the audible alarm to cease
- Wait for the green arrow to illuminate to indicate who has the right of passage



Flashing Green Card – Incorrect Use Mode

- Do not panic
- Remain in the walkway and present personal security card to the reader mounted on the unit for authorisation
- Authorisation of passage will cancel the alarm condition



Flashing Green Arrow – Emergency / Fire Exit

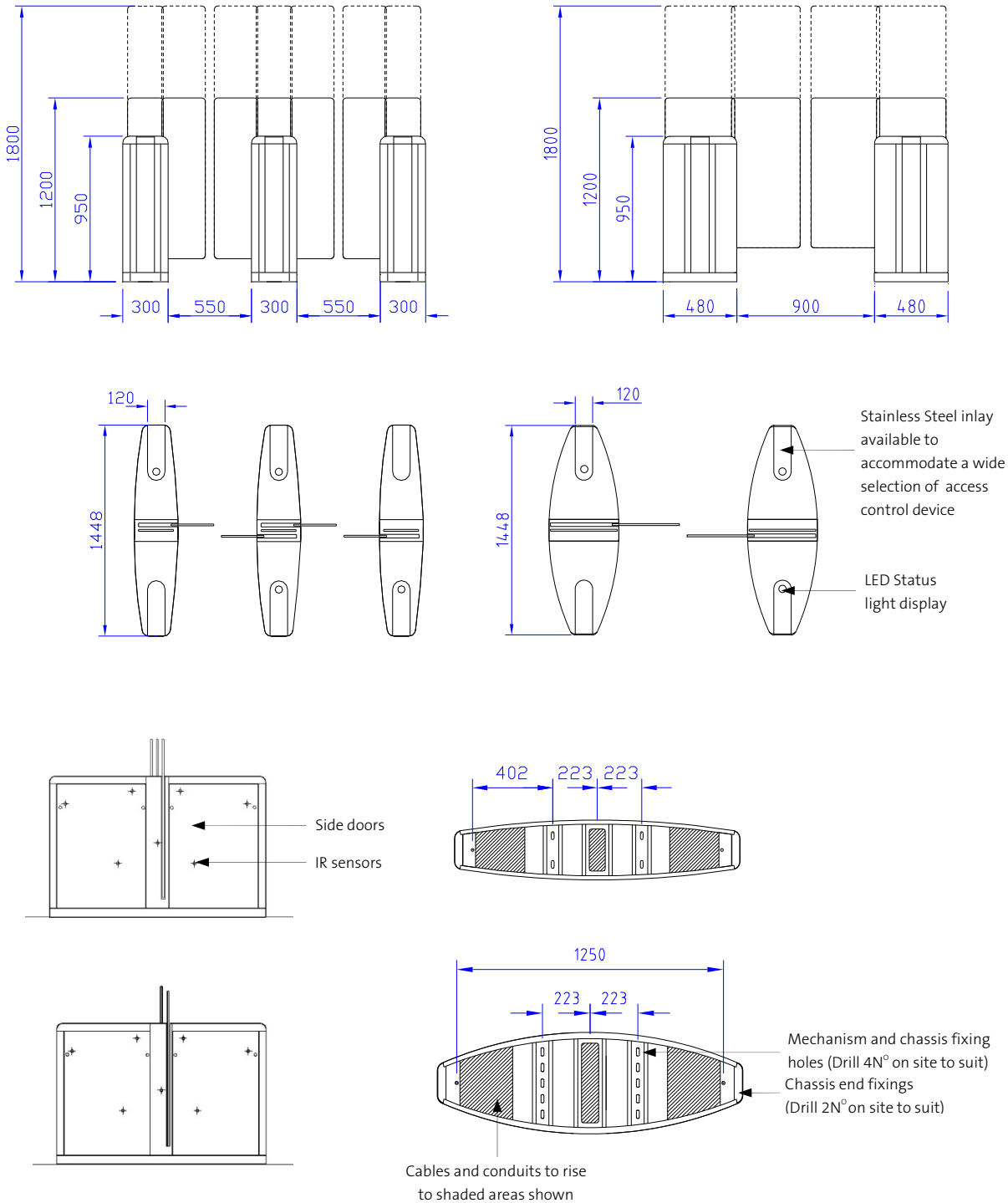
- Do not panic
- There is FREE PASSAGE to evacuate through the gate

SpeedStile FP/FPW

Site Preparation: Short Cabinet Normally Closed Only

Product delivered fully assembled and may require lifting equipment. Approx. weight: Left or Right Cabinet 170Kg, Centre Cabinet 220Kg, Wide Left or Right Cabinet 185Kg, Wide Centre Cabinet 240Kg

(For installation details, please refer to installation layout drawings)



Concrete Base to specification at least fck (cube) 30N/mm² of resistance

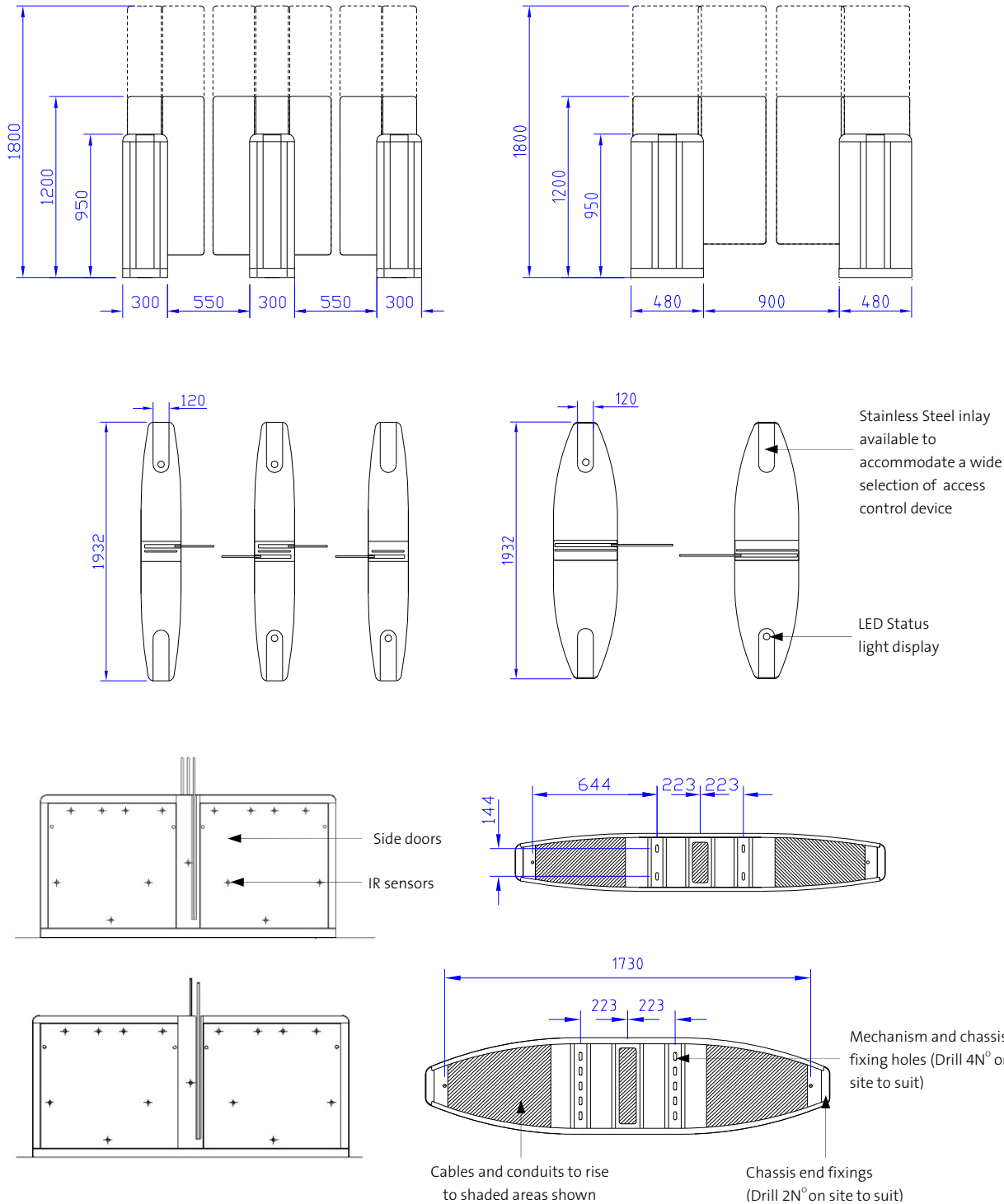
Base to be flat and level to +/- 5mm over footprint area. Dimensions to be > 1500 x 500 (750 if wide version) x 150 deep min (units in mm)

SpeedStile FP/FPW

Site Preparation: Long Cabinet Normally Open

Product delivered fully assembled and may require lifting equipment. Approx. weight: Left or Right Cabinet 260Kg, Centre Cabinet 300Kg, Wide Left or Right Cabinet 320Kg, Wide Centre Cabinet 360Kg

(For installation details, please refer to installation layout drawings)



Concrete Base to specification at least fck (cube) 300N/mm² of resistance

Base to be flat and level to +/- 5mm over footprint area. Dimensions to be > 2000 x 500 (750 if wide version) x 150 deep min (units in mm)

SpeedStile FP/FPW

Important

- Any horizontal pipe or conduit running below the SpeedStile FP/FPW must be at least 140mm below FFL
- Metal conduit for cables should be raised at least 50mm from foundation
- It is the customer's responsibility to ensure the structural integrity and strength of the installation location
- The dimensions given in this Product Data Sheet are for information only. In order to prepare the installation site, please refer to your usual Gunnebo Customer Service contact

For further information please contact:

Competence Centre Entrance Control

c/o Gunnebo Entrance Control Ltd
Bellbrook Business Park
Uckfield, East Sussex, TN22 1QQ
United Kingdom

Tel +44 1825 761 022
Fax +44 1825 763 835
E-mail info.entrancecontrol@gunnebo.com
Web www.gunnebo.com/entrancecontrol



Note: In pursuit of its policy of continuous refinement and improvement, Gunnebo Competence Centre Entrance Control reserves the right to modify design and details at any time and without notice.

www.gunnebo.com

GUNNEBO
For a safer world®